

Gyproc Plasterboard Patches

Product Data Sheet

Product description

Overview

Gyproc Plasterboard Patches offer a quick and easy way to repairing damage made to plasterboard or smooth plastered surfaces. The self-adhesive patches when combined with a rapid setting material like Gyproc Easi-Fill 20 provide a real quick-fix solution to what can be a time consuming and difficult way of repairing damaged plasterboard.

Applications

The product is ideal for use on any plasterboard. Typical applications includes covering holes where electrical sockets have been removed, damaged plasterboard created by door handles, repairing old / unwanted down lighter holes and general everyday damage to interior walls.

(NB) Gyproc Easi-Fill 20 is not intended for use on Glasroc F **MULTIBOARD** and Glasroc F **FIRECASE**.

Performance

Effect of temperature

The ambient and background temperature must be maintained above 5°C until fully dry. Care should be taken if the patches are to be used in cold conditions as the colder the weather the less tack the patches have.

Product information

Product	Quantity per pack
	Assortment pack
Gyproc Plasterboard Patches	2 x 50mm x 50mm
	5 x 100mm x 100mm
	5 x 150mm x 150mm

Application and installation

Background preparation




Ensure the surface area around the hole / damaged area is dry, clean, free from dust and grease and that any loose pieces of paper have been removed prior to sticking the patch in place. Emulsion painted surfaces require standard preparation as above, whilst gloss paints require a light sanding to assist in adhesion.



General

Remove the paper backing of the Gyproc Plasterboard Patch and apply the patch over the hole / damaged area and ensure that all of the mesh is stuck down well prior to covering.

Mix up some Gyproc Easi-Fill or other suitable material (the use of Gyproc Easi-Fill 20 allows two coats to be applied in approx. 30 - 40mins) and using a filling knife, caulker or trowel apply over the patch and the surrounding area ensuring the material goes 50mm - 100mm beyond the edge of the metal mesh. Allow the material to set (if using setting compound) or completely dry if using an 'air drying' material before applying the next coat. In between coats it maybe advisable to run a filling knife over the area to remove any high peaks or, if the area is fully dry, lightly sand. The second coat should be applied at least 50mm - 100mm beyond the edge of the first coat. If required, further coats can be applied following the same principle of taking each coat 50mm - 100mm beyond the previous coat.



Storage

Packets should be stored in a dry warm environment as damp and / or cold conditions can reduce the adhesion qualities of the patches.

Application

- Always work in a balanced position.
- Operate with one foot forward.
- Keep the body upright.
- Always use appropriate platforms where necessary.

Decoration

Once all the material has dried, it can be lightly sanded to remove any trowel marks, etc. Ensure the surface is then dusted down. Apply decoration following the paint manufacturer's instructions for porous surfaces. Note that, as with all wall and ceiling areas, gloss or high-sheen finishes can highlight any variations of the surface, particularly with shallow-angle lighting. The use of low-sheen or matt finishes minimises this risk. Patching should be carried out under similar lighting conditions to those used for subsequent inspection and use.

"Gyproc", "Thistle", "Gypframe" and "Glasroc" are all registered trademarks of Saint-Gobain Construction Products UK Limited. "Isover" is a registered trademark of Saint-Gobain Isover and "Artex" is a registered trademark of Saint-Gobain Construction Products UK Limited.

Saint-Gobain Construction Products UK Limited is a limited company registered in England under company number 734396, having its registered office at Saint-Gobain House, Binley Business Park, Coventry, CV3 2TT, UK. Saint-Gobain Construction Products UK Limited trades as British Gypsum for part of its business activities.

British Gypsum reserves the right to revise product specification without notice. The information herein should not be read in isolation as it is meant only as guidance for the user, who should always ensure that they are fully conversant with the products and systems being used and their subsequent installation prior to the commencement of work. For a comprehensive and up-to-date library of information visit the British Gypsum website at: british-gypsum.com. For information about products supplied by Artex Limited or Saint-Gobain Isover please see their respective websites.


"British Gypsum" is a registered trademark of Saint-Gobain Construction Products UK Limited.

T: 0115 945 6123
F: 0115 945 1616
E: bgtechnical.enquiries@bpb.com

Training enquiries: 0844 561 8810

British Gypsum July 2018 BG-PDS-315-01

british-gypsum.com



British Gypsum
SAINT-GOBAIN